



Vital Force
TECHNOLOGY™

Real Science. Real Solutions.

[Back to Research](#)

Qualified Researchers Please Call: 800.341.7458

Specific VFT Energy Patterns Stimulate or Suppress Different Rhythms of Electrical Brain Activity

EEG Experiments conducted at the Veteran's Hospital in Dayton, Ohio 1993

In a pilot experiment conducted at the Veteran's Hospital in Dayton, Ohio in 1993 on standard EEG equipment various energy patterns demonstrated the ability to stimulate or suppress rhythms of electrical brain activity.

Electroencephalography (EEG) is the recording of electrical activity along the scalp produced by the firing of neurons within the brain. EEG results show changes in brain activity. EEG's can detect changes with a millisecond time frame.

Standard frequency ranges measured in Hertz and their associations

Delta – frequency up to 4 Hz – associated with sleep

Theta – frequency 4-7 Hz – associated with daydreaming, drowsiness, meditative state and closed eyes

Alpha – frequency 8-13 Hz – associated with a quiet reflective state and closed eyes

Beta – frequency 14-40 Hz – associated with an alert and actively engaged mind and open eyes

The following graphs represent a snapshot of brain activity in different frequency ranges.

Overall results demonstrated that specific VFT energy patterns could stimulate Alpha rhythms in a subject with open eyes or suppress the Alpha rhythm in a subject with closed eyes. In other words specific VFT energy patterns can stimulate activity in the brain or calm activity in the brain depending upon the informational content of the subtle energy pattern.

© 2013 by Energy Tools International, LLC. All rights reserved. No part of this information may be reproduced in any form, by any means, without permission in writing from Energy Tools International, LLC.

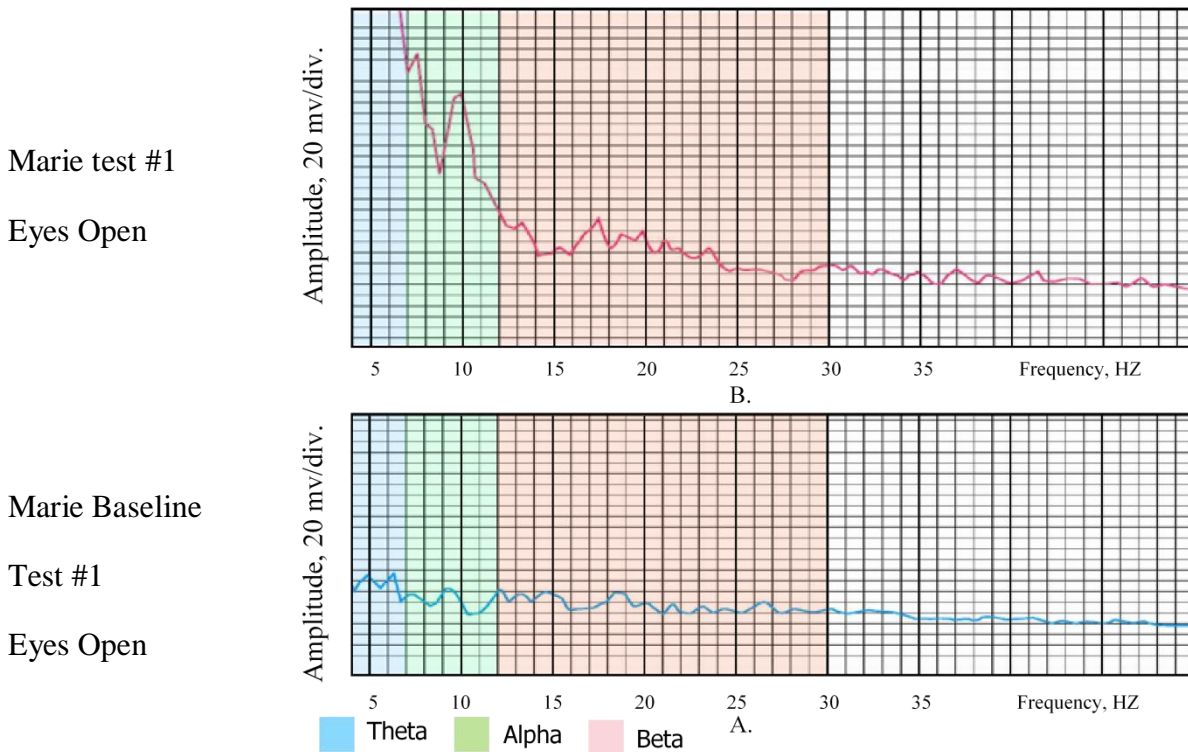
Learn more at: <http://vitalforcetechnology.energytoolsint.com/results/research/brain>

Stimulation of the Right Hemisphere

The right hemisphere of the subject's brain is shown after 3 minutes of exposure to a specific VFT energy pattern.

Note the increase in Alpha and Theta activity in the right hemisphere while the subject's eyes were open.

(The following graphs represent a snapshot of brain activity in different frequency ranges.)



© 2013 by Energy Tools International, LLC. All rights reserved. No part of this information may be reproduced in any form, by any means, without permission in writing from Energy Tools International, LLC.

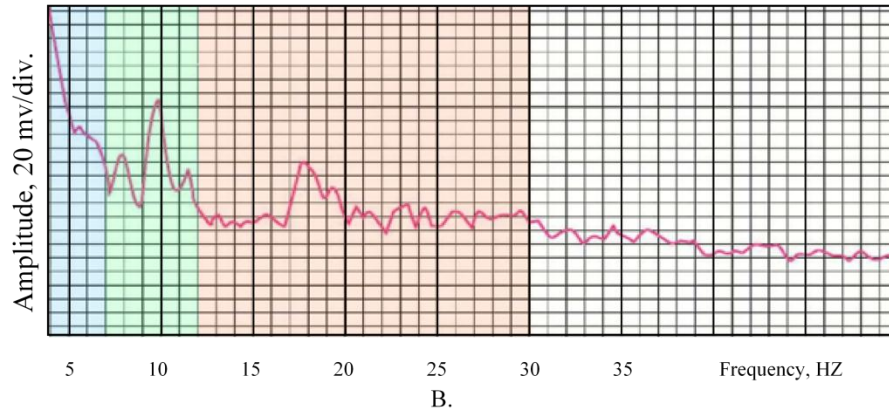
Learn more at: <http://vitalforcetechnology.energytoolsint.com/results/research/brain>

Stimulation of the Left Hemisphere

Alpha rhythms in the left hemisphere of the subject's brain were stimulated after 3 minutes of exposure, with open eyes, to a specific VFT energy pattern.

Marie test #2

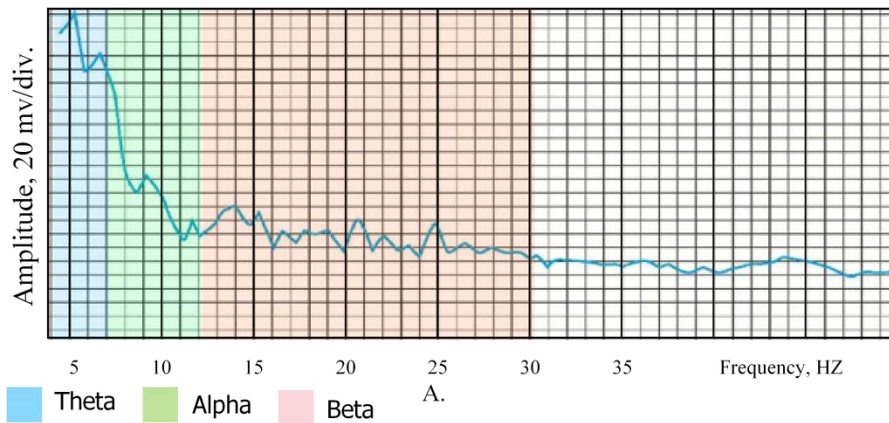
Eyes Open



Marie Baseline

Test #2

Eyes open



© 2013 by Energy Tools International, LLC. All rights reserved. No part of this information may be reproduced in any form, by any means, without permission in writing from Energy Tools International, LLC.

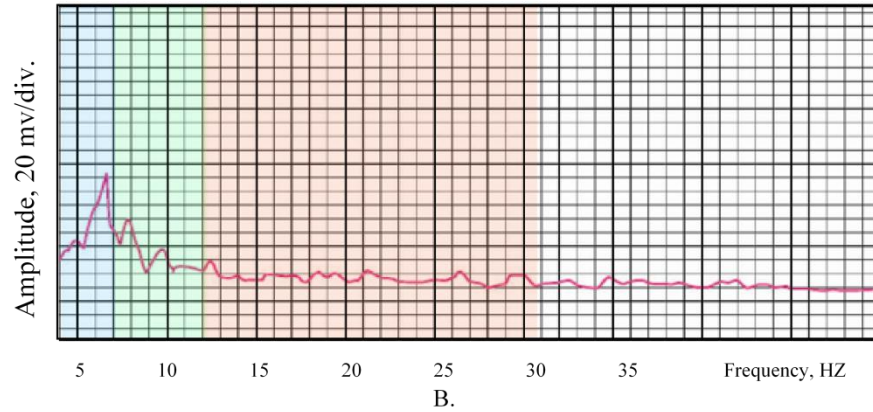
Learn more at: <http://vitalforcetechnology.energytoolsint.com/results/research/brain>

Suppression of the Alpha Rhythm

Alpha rhythms in the right hemisphere of the subject's brain were suppressed after 3 minutes of exposure, with closed eyes, to a specific VFT energy pattern.

Christine Test 1

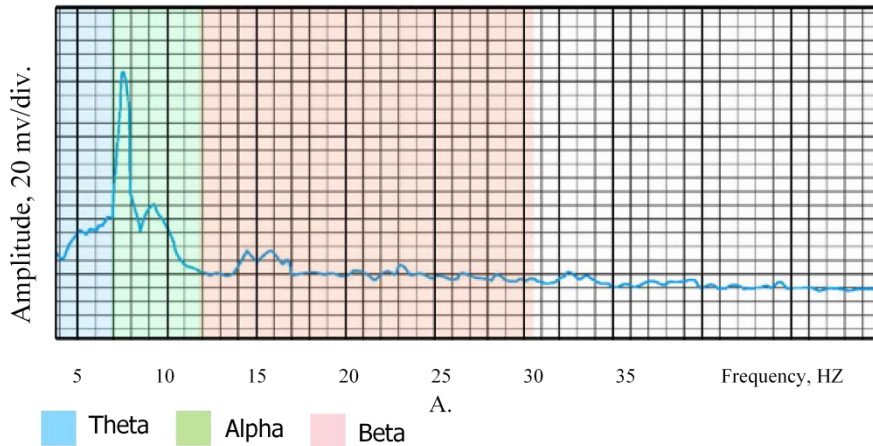
Eyes closed



Christine Baseline

Test 1

Eyes closed

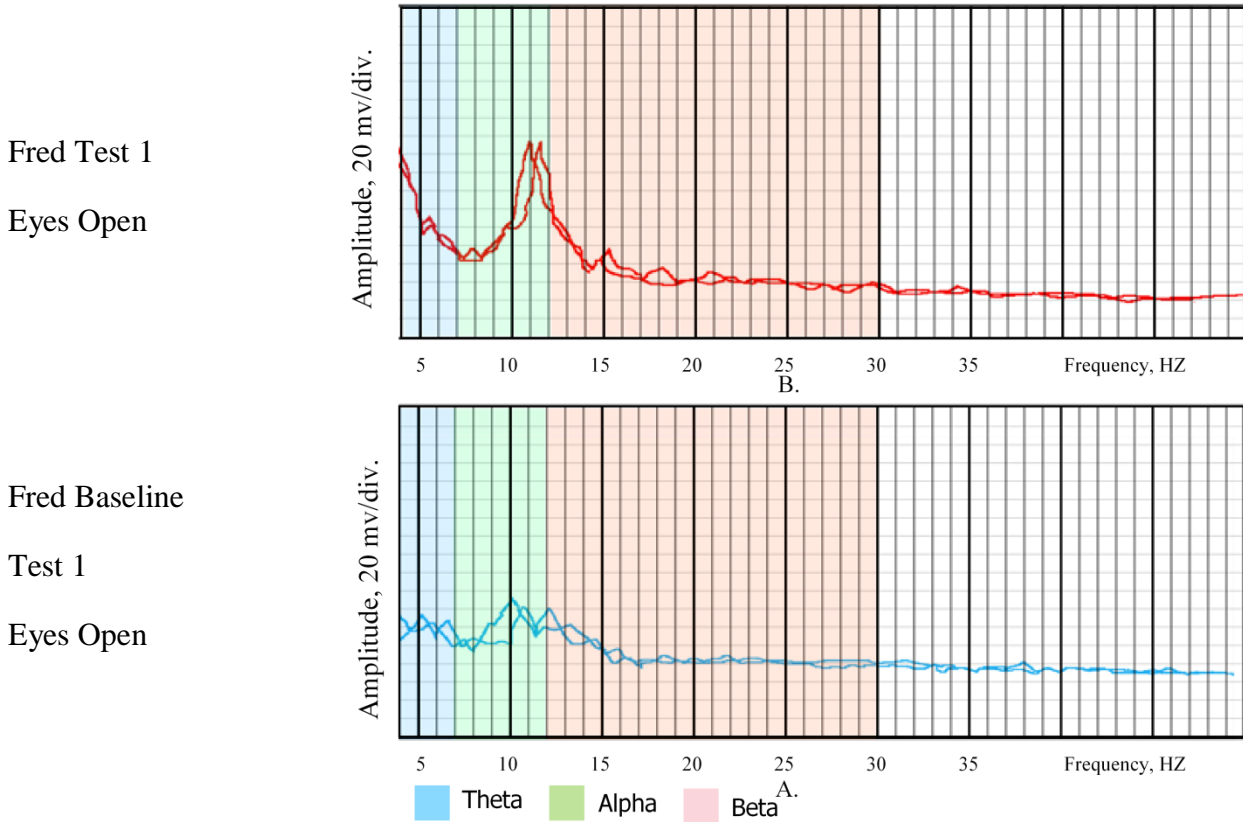


© 2013 by Energy Tools International, LLC. All rights reserved. No part of this information may be reproduced in any form, by any means, without permission in writing from Energy Tools International, LLC.

Learn more at: <http://vitalforcetechnology.energytoolsint.com/results/research/brain>

Stimulating both Hemispheres of the Brain

This graph shows the synchronization of the left and right hemispheres of the brain after exposure to an energy pattern for 3 minutes while the eyes remained open. The energy pattern shows stimulation of Alpha activity synchronously in both hemispheres of the brain.



[Back to Research](#)

© 2013 by Energy Tools International, LLC. All rights reserved. No part of this information may be reproduced in any form, by any means, without permission in writing from Energy Tools International, LLC.

Learn more at: <http://vitalforcetechnology.energytoolsint.com/results/research/brain>